

Catalogue No.
Qty:

 400 µg
 1 mg

Anti-GAPDH

Source: Goat

General description: Goat polyclonal to GAPDH (glyceraldehyde 3-phosphate dehydrogenase). GAPDH catalyzes an important energy-yielding step in carbohydrate metabolism, the reversible oxidative phosphorylation of glyceraldehyde-3-phosphate in the presence of inorganic phosphate and nicotinamide adenine dinucleotide (NAD). The enzyme exists as a tetramer of identical chains.

Alternative names: glyceraldehyde 3-phosphate dehydrogenase, glyceraldehyde-3-phosphate dehydrogenase, G3PD, GAPD, HGNC:4141, GAPDH antibody.

Form: Polyclonal antibody supplied as a 200 or 500 µl (2 mg/ml) aliquot in PBS, 20% glycerol and 0.05% sodium azide. This antibody is epitope-affinity purified from goat antiserum.

Immunogen: Purified recombinant peptide derived from within residues 240 aa to the C-terminus of human GAPDH produced in E. coli.

Specificity: Detects a band of 37 kDa by Western blot in the following human (293A, HMEC-1, U-118, HaCat), rat (TR-iBRB), mouse (AtT-20, Hepa), canine (D17) and monkey (COS-7) whole cell lysates.

Reactivity: Reacts with Human, Rat, Mouse, Monkey, Zebrafish and Canine proteins

Sample	WB	IHC (F)	IHC (P)	IF	ELISA
Human	+++	+++	+++	+++	ND
Rat	+++	+++	+++	+++	ND
Mouse	+++	+++	+++	+++	ND
Zebrafish	+++	ND	ND	ND	ND
Canine	+++	+++	+++	+++	ND
Monkey	+++	+++	+++	+++	ND

+++ excellent, ++ good, + poor, ND not determined

Usage:

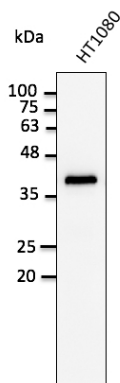
WB: 1:500-1:5,000
IF: 1:50-1:250
IHC (P): 1:200-1:1,000
IHC (F): 1:200-1:1,000

Storage: For continuous use, store at 2-8 C for one-two days. For extended storage, store in -20 C freezer. Working dilution samples should be discarded if not used within 12 hours.

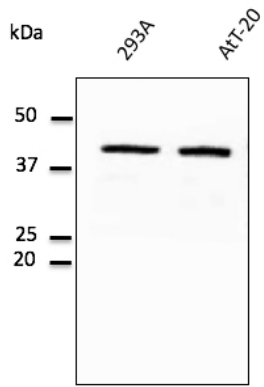
Special instructions: The antibody solution should be gently mixed before use. Avoid freeze/thaw cycles..

References:

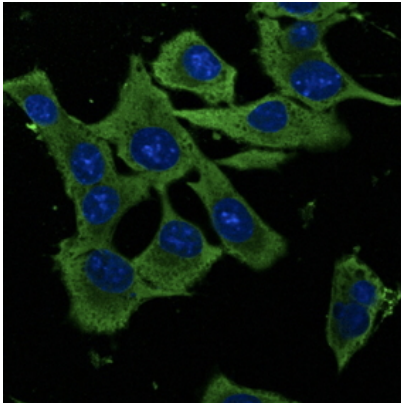
1. Lee ACK, PhD Thesis, California University, Davis, United States 2020
2. Martins SGR, MSc Thesis, NOVA University of Lisbon, Portugal 2019
3. Ferreira JV, Rosa Soares A, Ramalho JS, et al. PLoS One 2019 Oct. PMID: 31613922
4. Alenquer M, Vale-Costa S, Etibor TA, et al. Nat Commun 2019 Apr. PMID: 30967547
5. Sanzà P, Evans RD, Briggs DA, et al. J Cell Sci 2019 Apr. PMID: 30898842
6. Aires ID, Boia R, Rodrigues-Neves AC, et al. Glia 2019 Jan. PMID: 30667095
7. Barbeitos JP, MSc Thesis, University of Coimbra, Portugal 2018
8. Alenquer M, Vale-Costa S, Sousa AL, et al. bioRxiv 410373
9. Alzahofi N, Robinson CL, Welz T, et al. bioRxiv 314153; May 2018
10. Ribeiro ST, Tesio M, Ribot JC, et al. Leukemia 2017 Jul. PMID: 27899804
11. Santarino IB, Viegas MS, Domingues NS, et al. Sci Rep 2017 Jul. PMID: 28724916
12. Ribeiro STF, PhD Thesis, University of Lisbon, Portugal 2017
13. Robinson CL, Evans RD, Briggs DA, et al. J Cell Sci 2017 May. PMID: 28490438
14. Ramalho AR, Toscano A, Pereira P, et al. Rev Port Cardiol 2017 May. PMID: 28479269
15. Vale-Costa S, Alenquer M, Sousa AL, et al. J Cell Sci. 2016 Mar PMID: 26940915
16. Encarnação M, Espada L, Escrevente C, et al. J Cell Biol 2016 Jun 20. PMID: 27325790
17. Ferreira JV, Soares AR, Ramalho JS, et al. Scientific Reports 2015 May. PMID: 25958982
18. Ferreira RRS, MSc Thesis, University of Coimbra, Portugal 2015
19. Paiva RA, MSc Thesis, University of Coimbra, Portugal 2015
20. Casalou C, Seixas C, Portelinha A, et al. J Cell Sci 2014 Jun. PMID: 24777479
21. Ribeiro-Rodrigues TM, Catarino S, Marques C, et al. FASEB J 2014 Nov PMID: 25070368
22. Moreiras HAF, MSc Thesis, University of Lisbon, Portugal 2014



Anti-GAPDH Ab at 1/2,500 dilution; lysates at 50 µg per lane; Rabbit polyclonal to goat IgG (HRP) at 1/10,000 dilution;



Anti-GAPDH Ab at 1/2,500 dilution; lysates at 50 μ g per lane; Rabbit polyclonal to goat IgG (HRP) at 1/10,000 dilution;



Immunofluorescence – anti-GAPDH Ab in Hepa1-6 cells at 1/50 dilution; cells were fixed with methanol;

For research use only, not for diagnostic use

SICGEN's Proprietary Immunogen Policy

In order to produce high specific antibodies SICGEN has invested a lot of time and effort into selecting immunogen sequences. SICGEN has decided to protect this information by not publishing it on the website. However, these sequences are available on request.